

RULE THICKNESS

1/2 POINT	(HAIRLINE)
3/4 POINT	
1 POINT	
1 1/2 POINT	
2 POINTS	
2 1/2 POINTS	
3 POINTS	
4 POINTS	

USE THIS TEMPLATE WITH PUBLICATION 25, DESIGNING LETTER MAIL, AND THE DOMESTIC MAIL MANUAL WHEN DESIGNING CARD-SIZE AND LETTER-SIZE MAIL FOR AUTOMATED PROCESSING.



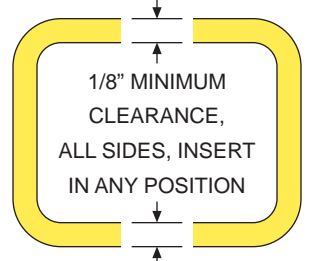

PLACE ENTIRE RETURN ADDRESS IN THE TOP 1/3 OF MAILPIECE

RETURN ADDRESS LOCATION

MAXIMUM HEIGHT 6 1/8"

MAXIMUM HEIGHT FOR POSTCARD RATE 4 1/4"
MINIMUM HEIGHT 3 1/2"

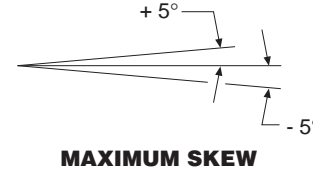
POSTNET DECODER



DELIVERY ADDRESS / WINDOW CLEARANCE

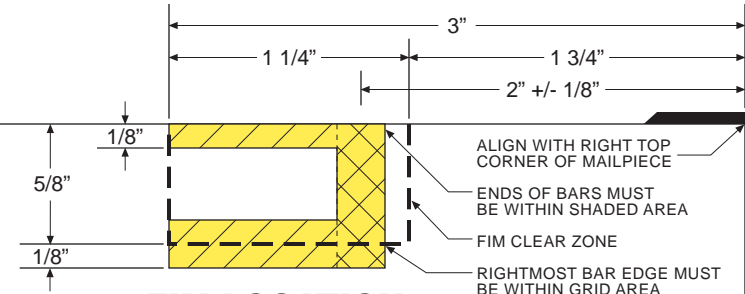
MINIMUM VERTICAL SPACING BETWEEN ADDRESS BLOCK BARCODE AND OTHER PRINTING, WINDOW, OR LABEL EDGES

MINIMUM HORIZONTAL SPACING BETWEEN ADDRESS BLOCK BARCODE AND OTHER PRINTING, WINDOW, OR LABEL EDGES

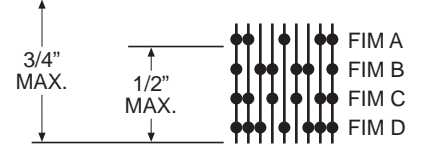


MAXIMUM SKEW

FIM LOCATION

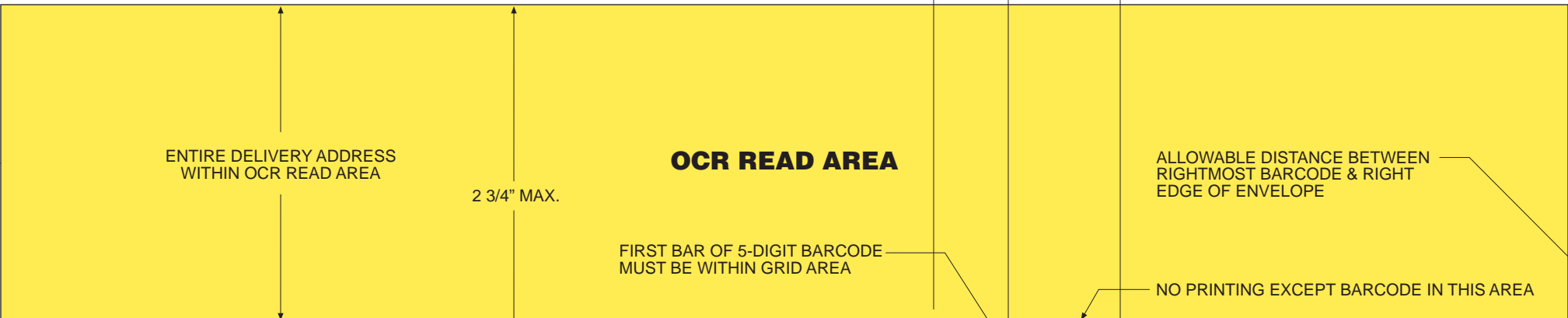


FIM PITCH GUIDE



DOTS INDICATE BAR POSITION FOR EACH FIM TYPE

ADDRESS BLOCK BARCODE CLEARANCE



OCR READ AREA

ENTIRE DELIVERY ADDRESS WITHIN OCR READ AREA

2 3/4" MAX.

FIRST BAR OF 5-DIGIT BARCODE MUST BE WITHIN GRID AREA

ALLOWABLE DISTANCE BETWEEN RIGHTMOST BARCODE & RIGHT EDGE OF ENVELOPE

NO PRINTING EXCEPT BARCODE IN THIS AREA



BARCODE BASELINE (PREFERRED) 1/4" ALIGN WITH RIGHT BOTTOM CORNER OF MAILPIECE TO CHECK BARCODE AND ADDRESS BLOCK LOCATIONS

MINIMUM LENGTH 5"
MAXIMUM LENGTH FOR POSTCARD RATE 6"

MAXIMUM LENGTH 11 1/2"

